

COLLECTION

be the best,
bestuhl

AUG / 2019
VER.1

COLLECTION

www.bestuhl.co.kr

bestuhl

bestuhl



COLLECTION

**New creation
for
better space value**

The value of a product that is made directly with the techniques and knowhow of Bestuhl is highest when the product is both an expression of beauty in the work space and of the user's ultimate comfort. The value of the product goes beyond the sum total of time spent and techniques used to complete an individual product and goes to the heart of the Bestuhl ethos. Experience directly this ethos of the beauty and comfort of various designs, colors and textures those brought to you by Bestuhl.

be the best,
bestuhl





BEST QUALITY

for
Everywhere

The depth and breadth of our experience allows for the manufacture using many unseen components. We insist on a persistence about high quality that is based on long employed and trusted techniques. It is also based on systems that form the foundation of Bestuhl. These elements are seen and found throughout Bestuhl's quality products everywhere. Bestuhl insists on constant research of users' changing physiques and their ever-changing work environments. These are consistently demonstrated by products that must pass the essential demands of the production process and quality control. Quality is paramount at Bestuhl.





EXCELLENT DESIGN

for
Comfort


Bestuhl seeks to create practical designs that fit integrate smoothly with the function of work spaces. Designs that understand people's physical and work environment needs suggest new, functional and practical styles of design to the Bestuhl teams. We strive for integrated solutions that enhance the utilitarian value of an environment. The design solutions that Bestuhl shows go beyond visual beauty. A new product's design solution becomes a medium to communicate intimately with the essence of a workspace. Bestuhl shares this philosophy of design with people who empathize with us and wish to experience it.



CRAFTS- MAANSHIP

for
Value

The product that one most often uses in a given work environment, leaves with more of it as well: experience, long tried and tested experience. The impression an environment leaves on one is of a beautiful design. Like a chair that conforms so naturally to one's body. Or like the desk that impresses on one the beauty of a design that blends so well with its environment. The true value of a product is expressed through its excellence of design and its durability. Through its spirit of creative in-house craftsmanship, Bestuhl studies and produces key components directly. Bestuhl actively develops and produces products that present the ultimate user experience while maintaining the highest levels of quality.



GLOBAL STANDARD

for Trust

Bestuhl isn't satisfied with just the strength of its quality. Bestuhl has created its own specialist technical skills. Bestuhl produces only products that have passed the strictest quality control standards and met the highest professional tests. Bestuhl is in accordance with all manner of global standards tests such as Greengard, BIFMA, EN 1335 certification, among many others. Bestuhl is globally competitive and ranks with the world's best with dynamic, unsurpassed quality products.



Global Network_
46 countries and 65 organizations



S10

The curves of this chair that started from an ergonomic design promote back health. The S10 reacts flexibly with the user's various movements and maintains a comfortable sitting position by use of custom controls.


SINGLE - TOUCH, ADJUSTABLE LUMBAR SUPPORT

Regulation of the height and depth of lumbar support works with just one touch. With a simple method of operation, it makes the best back support possible in a way that suits the user.



SINGLE TOUCH, REMOVABLE SEAT FUNCTIONS

With only one touch, the seat pad can be removed easily and conveniently to avoid disfiguration by use of other unwanted users. The other function is to be able to change fabric color simply.



ADJUSTMENT OF SEAT DEPTH

Control of the depth of the seat in view of the various users' body types and movements of position enables a reduction of the effects of pressure on the thighs and maintains optimal comfort.





S10G110L
Mesh - Black S10-101
Fabric - Green S40-203

S10G210M
Mesh - Black S10-101
Fabric - Orange S40-208

SPECIFICATION

* All specifications are made up of white and black frames.

<p>S10G110L</p> 	<p>Headrest height / angle adjustment Lumbar support height adjustment (Pad type) Armrest height / back-and-forth / rotation adjustment Seat depth / angle adjustment Decoupling of the seat Multi-locking (3 step adjustment) Tilting strength adjustment</p> <p>.....</p> <p>W680 * D560 * H1130</p>	<p>S10G110M</p> 	<p>Lumbar support height adjustment (Pad type) Armrest height / back-and-forth / rotation adjustment Seat depth / angle adjustment Decoupling of the seat Multi-locking (3 step adjustment) Tilting strength adjustment</p> <p>.....</p> <p>W680 * D560 * H970</p>
--	--	--	--

<p>S10G210L</p> 	<p>Headrest height / angle adjustment Lumbar support height adjustment (Pad type) Fixed armrest Seat depth / angle adjustment, Decoupling of the seat Multi-locking (3 step adjustment) Tilting strength adjustment</p> <p>.....</p> <p>W670 * D560 * H1130</p>	<p>S10G210M</p> 	<p>Lumbar support height adjustment (Pad type) Fixed armrest Seat depth / angle adjustment, Decoupling of the seat Multi-locking (3 step adjustment) Tilting strength adjustment</p> <p>.....</p> <p>W670 * D560 * H970</p>
--	---	--	---

<p>S10E110L</p> 	<p>Headrest height / angle adjustment Armrest height / back-and-forth / rotation adjustment Seat depth / angle adjustment Decoupling of the seat Multi-locking (3 step adjustment) Tilting strength adjustment</p> <p>.....</p> <p>W680 * D560 * H1130</p>	<p>S10E110M</p> 	<p>Armrest height / back-and-forth / rotation adjustment Seat depth / angle adjustment Decoupling of the seat Multi-locking (3 step adjustment) Tilting strength adjustment</p> <p>.....</p> <p>W680 * D560 * H970</p>
--	--	--	--

<p>S10E210L</p> 	<p>Headrest height / angle adjustment Fixed armrest Seat depth / angle adjustment Decoupling of the seat Multi-locking (3 step adjustment) Tilting strength adjustment</p> <p>.....</p> <p>W670 * D560 * H1130</p>	<p>S10E210M</p> 	<p>Fixed armrest Seat depth / angle adjustment Decoupling of the seat Multi-locking (3 step adjustment) Tilting strength adjustment</p> <p>.....</p> <p>W670 * D560 * H970</p>
--	--	--	--

* Leather specifications are made up of black frame.







<p>S10D110L</p> <p>PVC seat (back mesh)</p> 	<p>Headrest height / angle adjustment Lumbar support height adjustment (Pad type) Armrest height / back-and-forth / rotation adjustment Seat depth / angle adjustment Decoupling of the seat Multi-locking (3 step adjustment) Tilting strength adjustment</p> <p>.....</p> <p>W680 * D560 * H1130</p>	<p>S10D110M</p> <p>PVC seat (back mesh)</p> 	<p>Lumbar support height adjustment (Pad type) Armrest height / back-and-forth / rotation adjustment Seat depth / angle adjustment Decoupling of the seat Multi-locking (3 step adjustment) Tilting strength adjustment</p> <p>.....</p> <p>W680 * D560 * H970</p>
--	--	--	--

<p>S17P130L</p> <p>PVC</p> 	<p>Headrest height / angle adjustment Lumbar support height adjustment (Pad type) Armrest height / back-and-forth / rotation adjustment Seat depth / angle adjustment Multi-locking (3 step adjustment) Tilting strength adjustment</p> <p>.....</p> <p>W670 * D600 * H1160</p>	<p>S17P130M</p> <p>PVC</p> 	<p>Lumbar support height adjustment (Pad type) Armrest height / back-and-forth / rotation adjustment Seat depth / angle adjustment Multi-locking (3 step adjustment) Tilting strength adjustment</p> <p>.....</p> <p>W670 * D600 * H990</p>
---	---	---	---

S10 WHITE / BLACK

<p>Frame</p> <div style="border: 1px solid black; width: 60px; height: 40px; background-color: white; margin-bottom: 10px;"></div> <p>White</p> <div style="border: 1px solid black; width: 60px; height: 40px; background-color: black; margin-top: 10px;"></div> <p>Black</p>	<p>Backrest - MESH</p> <table border="0"> <tr> <td style="text-align: center;"> S10-106 Light Gray</td> <td style="text-align: center;"> S10-109 Dark Gray</td> </tr> </table>	 S10-106 Light Gray	 S10-109 Dark Gray	<p>Seat - FABRIC</p> <table border="0"> <tr> <td style="text-align: center;"> S40-201 Black</td> <td style="text-align: center;"> S40-202 Red</td> <td style="text-align: center;"> S40-203 Green</td> <td style="text-align: center;"> S40-204 Blue</td> <td style="text-align: center;"> S40-208 Orange</td> <td style="text-align: center;"> S40-209 Dark Gray</td> </tr> </table>	 S40-201 Black	 S40-202 Red	 S40-203 Green	 S40-204 Blue	 S40-208 Orange	 S40-209 Dark Gray
 S10-106 Light Gray	 S10-109 Dark Gray									
 S40-201 Black	 S40-202 Red	 S40-203 Green	 S40-204 Blue	 S40-208 Orange	 S40-209 Dark Gray					

S10 LEATHER

<p>Frame</p> <div style="border: 1px solid black; width: 60px; height: 40px; background-color: black; margin-bottom: 10px;"></div> <p>Black</p>	<p>Backrest - MESH / LEATHER</p> <table border="0"> <tr> <td style="text-align: center;"> S15-101 Black</td> <td style="text-align: center;"> WY-09 Black PVC Leather</td> </tr> </table>	 S15-101 Black	 WY-09 Black PVC Leather	<p>Seat - LEATHER</p> <div style="border: 1px solid black; width: 60px; height: 40px; background-color: black; margin-bottom: 10px;"></div> <p>WY-09 Black PVC Leather</p>
 S15-101 Black	 WY-09 Black PVC Leather			

S15

This model's gentle curves connect with the user's body shape and it holds the user upright and in a correct sitting position. The seat angle, elasticity, etc. can be adjusted variously by the user's working environment and body type.

ADJUSTABLE SEAT ANGLE

Control of the seat angle in accordance with the user's comfort promotes a healthy back and helps keep the user in a correct sitting position.



DOUBLE ELASTOMER MESH

Use of a mesh that incorporates highly elastic thread in both the weft and warp gives excellent elasticity and durability.



SEAT MESH ELASTICITY CONTROLS

The elasticity of the mesh can be freely controlled by the user's position and taste. The user can control the pressure of the seat through its adjustable surface tension to find optimal comfort.



TASK

S15

COLLECTION



S15G110L
Mesh - Mint blue S15-104

S15G210M
Mesh - Olive green S15-103

SPECIFICATION

* All specifications are made up of white and black frames.

<p>S15G110L</p> 	<p>Headrest height / angle adjustment Lumbar support height adjustment (Pad type) Armrest height / back-and-forth / rotation adjustment Seat depth / angle / elastic adjustment Multi-locking (3 step adjustment) Tilting strength adjustment</p> <p>.....</p> <p>W680 * D560 * H1130</p>	<p>S15G110M</p> 	<p>Lumbar support height adjustment (Pad type) Armrest height / back-and-forth / rotation adjustment Seat depth / angle / elastic adjustment Multi-locking (3 step adjustment) Tilting strength adjustment</p> <p>.....</p> <p>W680 * D560 * H970</p>
--	---	--	---

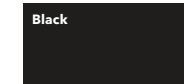
<p>S15G210L</p> 	<p>Headrest height / angle adjustment Lumbar support height adjustment (Pad type) Fixed armrest Seat depth / angle / elastic adjustment Multi-locking (3 step adjustment) Tilting strength adjustment</p> <p>.....</p> <p>W670 * D560 * H1130</p>	<p>S15G210M</p> 	<p>Lumbar support height adjustment (Pad type) Fixed armrest Seat depth / angle / elastic adjustment Multi-locking (3 step adjustment) Tilting strength adjustment</p> <p>.....</p> <p>W670 * D560 * H970</p>
--	---	--	---

<p>S15E110L</p> 	<p>Headrest height / angle adjustment Armrest height / back-and-forth / rotation adjustment Seat depth / angle / elastic adjustment Multi-locking (3 step adjustment) Tilting strength adjustment</p> <p>.....</p> <p>W680 * D560 * H1130</p>	<p>S15E110M</p> 	<p>Armrest height / back-and-forth / rotation adjustment Seat depth / angle / elastic adjustment Multi-locking (3 step adjustment) Tilting strength adjustment</p> <p>.....</p> <p>W680 * D560 * H970</p>
--	---	--	---

<p>S15E210L</p> 	<p>Headrest height / angle adjustment Fixed armrest Seat depth / angle / Elastic adjustment Multi-locking (3 step adjustment) Tilting strength adjustment</p> <p>.....</p> <p>W670 * D560 * H1130</p>	<p>S15E210M</p> 	<p>Fixed armrest Seat depth / angle / Elastic adjustment Multi-locking (3 step adjustment) Tilting strength adjustment</p> <p>.....</p> <p>W670 * D560 * H970</p>
--	---	--	---

S15 WHITE / BLACK

Frame



Backrest / Seat - MESH



J1 J17

The curve of body lines connect fluidly to the chair surface and these positions are held comfortably. Chair height and seating angle can be controlled freely to suit different physiques and can be adjusted further by the user's various leanings and weight distribution.

SYNCHRONIZED TILT

The backrest and seat can each be moved to different angles or in tandem to keep comfortable settings although both parts of the chair can take various positions.



LUMBAR SUPPORT OPTIONS AVAILABLE

The lever option controls the elasticity of backrest mesh and the pad option offers waist support by implementing control of both height and depth.



3D DESIGN

The design sensuously harmonizes a 3D dynamic face with dynamic lines that stand out visually. The lines of this innovative product seem to suit any and all environments.





J17G210M
Mesh - Blue J1-104
Fabric - Blue J1-204

J1G110L
Mesh - Gray J1-106
Fabric - Gray J1-206

SPECIFICATION

* All specifications are made up of white and black frames.

<p>J1G110L</p> 	<p>Headrest height adjustment (Self tension) Lumbar support height adjustment (Elastic type) Armrest height / back-and-forth / left-right adjustment Seat depth adjustment Multi-locking (3 step adjustment) Tilting strength adjustment</p> <p>.....</p> <p>W668 * D586 * H1147</p>	<p>J1G110M</p> 	<p>Lumbar support height adjustment (Elastic type) Armrest height / back-and-forth / left-right adjustment Seat depth adjustment Multi-locking (3 step adjustment) Tilting strength adjustment</p> <p>.....</p> <p>W668 * D568 * H976</p>
---	--	---	---

<p>J1G210L</p> 	<p>Headrest height adjustment (Self tension) Lumbar support height adjustment (Elastic type) Fixed armrest Seat depth adjustment Multi-locking (3 step adjustment) Tilting strength adjustment</p> <p>.....</p> <p>W615 * D586 * H1147</p>	<p>J1G210M</p> 	<p>Lumbar support height adjustment (Elastic type) Fixed armrest Seat depth adjustment Multi-locking (3 step adjustment) Tilting strength adjustment</p> <p>.....</p> <p>W615 * D568 * H976</p>
---	--	---	---

<p>J1E110L</p> 	<p>Headrest height adjustment (Self tension) Armrest height / back-and-forth / left-right adjustment Seat depth adjustment Multi-locking (3 step adjustment) Tilting strength adjustment</p> <p>.....</p> <p>W668 * D586 * H1147</p>	<p>J1E110M</p> 	<p>Armrest height / back-and-forth / left-right adjustment Seat depth adjustment Multi-locking (3 step adjustment) Tilting strength adjustment</p> <p>.....</p> <p>W668 * D568 * H976</p>
---	--	---	---

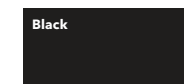
<p>J1E210L</p> 	<p>Headrest height adjustment (Self tension) Fixed armrest Seat depth adjustment Multi-locking (3 step adjustment) Tilting strength adjustment</p> <p>.....</p> <p>W615 * D586 * H1147</p>	<p>J1E210M</p> 	<p>Fixed armrest Seat depth adjustment Multi-locking (3 step adjustment) Tilting strength adjustment</p> <p>.....</p> <p>W615 * D568 * H976</p>
---	--	---	---

<p>J17G110L</p> 	<p>Headrest height adjustment (Self tension) Lumbar support height adjustment (Pad type) Armrest height / back-and-forth / left-right adjustment Seat depth adjustment Multi-locking (3 step adjustment) Tilting strength adjustment</p> <p>.....</p> <p>W668 * D586 * H1147</p>	<p>J17G110M</p> 	<p>Lumbar support height adjustment (Pad type) Armrest height / back-and-forth / left-right adjustment Seat depth adjustment Multi-locking (3 step adjustment) Tilting strength adjustment</p> <p>.....</p> <p>W668 * D568 * H976</p>
--	--	--	---

<p>J17G210L</p> 	<p>Headrest height adjustment (Self tension) Lumbar support height adjustment (Pad type) Fixed armrest Seat depth adjustment Multi-locking (3 step adjustment) Tilting strength adjustment</p> <p>.....</p> <p>W615 * D586 * H1147</p>	<p>J17G210M</p> 	<p>Lumbar support height adjustment (Pad type) Fixed armrest Seat depth adjustment Multi-locking (3 step adjustment) Tilting strength adjustment</p> <p>.....</p> <p>W615 * D568 * H976</p>
--	--	--	---

J1 & J17 WHITE / BLACK

Frame



Backrest / Seat - MESH / FABRIC



Black Red Green Blue Gray Chocolate



Black Red Green Blue Gray Chocolate

J15 J19

The surface design of the chair allows it to respond naturally and optimally by adjusting to movement and changing posture. Excellent air permeability of the porous mesh all throughout to the seat and back provides a consistently pleasant working environment.

ALL MESH TYPE

This model incorporates an excellent elastic mesh on the backrest and seat allows for comfortable sitting for extended periods and cushions user movement.



INTERNAL TYPE OF SUPPORT

The hidden support of the mesh used in the seat reduces sagging of the mesh even when used for long durations. This flexible material also provides support for movement of the thighs and legs without causing irritation.



J19 series

J15 series



J15 series

ADJUSTABLE SEAT DEPTH

The depth of the seat can also be controlled to suit the user's body type by use of a lever on the side.



LUMBAR SUPPORT OPTION AVAILABLE

The lever option controls the elasticity of backrest mesh and the pad option offers waist support by implementing control of both height and depth.



SPECIFICATION

* All specifications are made up of white and black frames.

<p>J15G110L</p> 	<p>Headrest height adjustment (Self tension) Lumbar support height adjustment (Elastic type) Armrest height / back-and-forth / left-right adjustment Seat depth adjustment</p>	<p>J15G110M</p> 	<p>Lumbar support height adjustment (Elastic type) Armrest height / back-and-forth / left-right adjustment Seat depth adjustment</p>
<p>.....</p> <p>W668 * D584 * H1157</p>		<p>.....</p> <p>W668 * D566 * H983</p>	

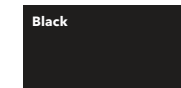
<p>J15G210L</p> 	<p>Headrest height adjustment (Self tension) Lumbar support height adjustment (Elastic type) Fixed armrest Seat depth adjustment</p>	<p>J15G210M</p> 	<p>Lumbar support height adjustment (Elastic type) Fixed armrest Seat depth adjustment</p>
<p>.....</p> <p>W628 * D584 * H1157</p>		<p>.....</p> <p>W625 * D566 * H983</p>	

<p>J19G110L</p> 	<p>Headrest height adjustment (Self tension) Lumbar support height adjustment (Elastic type) Armrest height / back-and-forth / left-right adjustment Seat depth adjustment Multi-locking (3 step adjustment) Tilting strength adjustment</p>	<p>J19G110M</p> 	<p>Lumbar support height adjustment (Pad type) Armrest height / back-and-forth / left-right adjustment Seat depth adjustment Multi-locking (3 step adjustment) Tilting strength adjustment</p>
<p>.....</p> <p>W668 * D584 * H1157</p>		<p>.....</p> <p>W668 * D566 * H983</p>	

<p>J19G210L</p> 	<p>Headrest height adjustment (Self tension) Lumbar support height adjustment (Elastic type) Fixed armrest Seat depth adjustment Multi-locking (3 step adjustment) Tilting strength adjustment</p>	<p>J19G210M</p> 	<p>Lumbar support height adjustment (Pad type) Fixed armrest Seat depth adjustment Multi-locking (3 step adjustment) Tilting strength adjustment</p>
<p>.....</p> <p>W628 * D584 * H1157</p>		<p>.....</p> <p>W628 * D566 * H983</p>	

J15 & J19 WHITE / BLACK

Frame



Backrest / Seat - MESH

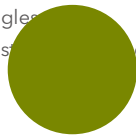


RADIUS

The combination of design and materials provides extra comfort. Mesh material that supports posture and is flexible. Provides a pleasant environment for everyone.

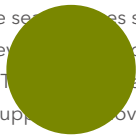
SYNCHRONIZED TILTING

Tilt with the back and seat moving at different angles. Find the best posture.



INTERNAL TYPE OF SUPPORT

The hidden support of the mesh used in the seat prevents sagging of the mesh even after long durations. The material also provides support and movement of the thighs and legs without causing irritation.



TASK

RADIUS

COLLECTION



HEADREST HEIGHT / ANGLE ADJUSTMENT

The height and angle of the headrest to support the head comfortably Convenient to adjust to fit body shape and sitting position.

SYNCHRONIZED TILTING

Tilt with the back and seat moving at different angles. Find the best shape and posture.

SPECIFICATION

* All specifications are made up of white and black frames.

RAD100L



Headrest height / angle adjustment
Lumbar support height adjustment
(Pad type)
Armrest height / back-and-forth /
rotation adjustment
Seat depth / angle adjustment
PVC seat

W675 * D600 * H1128

RAD100M



Lumbar support height adjustment
(Pad type)
Armrest height / back-and-forth /
rotation adjustment
Seat depth / angle adjustment
PVC seat

W675 * D600 * H979

RAG110L



Headrest height / angle adjustment
Lumbar support height adjustment
(Pad type)
Armrest height / back-and-forth /
rotation adjustment
Seat depth / angle adjustment

W675 * D600 * H1128

RAG110M



Lumbar support height adjustment
(Pad type)
Armrest height / back-and-forth /
rotation adjustment
Seat depth / angle adjustment

W675 * D600 * H979

RAG210L



Headrest height / angle adjustment
Lumbar support height adjustment
(Pad type)
Fixed armrest
Seat depth / angle adjustment

W670 * D600 * H1128

RAG210M



Lumbar support height adjustment
(Pad type)
Fixed armrest
Seat depth / angle adjustment

W670 * D600 * H979

RAE110L



Headrest height / angle adjustment
Armrest height / back-and-forth /
rotation adjustment
Seat depth / angle adjustment

W675 * D600 * H1128

RAE110M



Armrest height / back-and-forth /
rotation adjustment
Seat depth / angle adjustment

W675 * D600 * H979

* Leather specifications are made up of black frame.

RAE210L



Headrest height / angle adjustment
Fixed armrest
Seat depth / angle adjustment

W670 * D600 * H1128

RAE210M

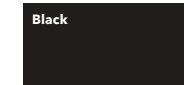


Fixed armrest
Seat depth / angle adjustment

W670 * D600 * H979

RADIUS WHITE / BLACK

Frame



Backrest - MESH



AIA-Gray



AIA-Black

Seat - FABRIC



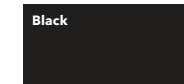
Black Wine Leaf Ocean Olive



Black Wine Leaf Ocean Olive

RADIUS LEATHER

Frame



Backrest - MESH



AIA-Black

Seat - LEATHER



Black
PVC Leather

J2 J27

Neat, clean design and color key points in the workspace create an image and ambience of comfort.
A variety of utilitarian functions, like synchronized tilting and lumbar support, allow the user to find all possible positions of comfort.

INTERNAL LUMBAR SUPPORT

The lumbar support is built into the backrest pad. Lumbar support is also controlled by adjustable height and depth of the backrest.



MULTI - LOCKING BACKREST POSITION

By using a handle on the left side beneath seat and leaning back, a wide variety of recline angle settings can be fixed. They can then be returned to if they were previously changed by another user.



SPECIFICATION

* All specifications are made up of white and black frames.

<p>J2G110L</p> 	<p>Headrest height adjustment (Self tension) Lumbar support height adjustment Armrest height / back-and-forth / left-right adjustment Seat depth adjustment Multi-locking (3 step adjustment) Tilting strength adjustment</p> <hr/> <p>W668 * D586 * H1185</p>	<p>J2G110M</p> 	<p>Lumbar support height adjustment Armrest height / back-and-forth / left-right adjustment Seat depth adjustment Multi-locking (3 step adjustment) Tilting strength adjustment</p> <hr/> <p>W668 * D586 * H1014</p>
---	--	---	--

<p>J2G210L</p> 	<p>Headrest height adjustment (Self tension) Lumbar support height adjustment Fixed armrest Seat depth adjustment Multi-locking (3 step adjustment) Tilting strength adjustment</p> <hr/> <p>W625 * D568 * H1185</p>	<p>J2G210M</p> 	<p>Lumbar support height adjustment Fixed armrest Seat depth adjustment Multi-locking (3 step adjustment) Tilting strength adjustment</p> <hr/> <p>W625 * D568 * H1014</p>
---	--	---	--

<p>J2E110L</p> 	<p>Headrest height adjustment (Self tension) Lumbar support height adjustment Armrest height adjustment 1 step locking Tilting strength adjustment</p> <hr/> <p>W640 * D583 * H1132</p>	<p>J2E110M</p> 	<p>Lumbar support height adjustment Armrest height adjustment 1 step locking Tilting strength adjustment</p> <hr/> <p>W640 * D583 * H958</p>
---	---	---	--

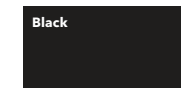
<p>J2E210L</p> 	<p>Headrest height adjustment (Self tension) Lumbar support height adjustment T-type Fixed armrest 1 step locking Tilting strength adjustment</p> <hr/> <p>W625 * D557 * H1132</p>	<p>J2E210M</p> 	<p>Lumbar support height adjustment T-type Fixed armrest 1 step locking Tilting strength adjustment</p> <hr/> <p>W625 * D557 * H958</p>
---	--	---	---

* Leather specifications are made up of black frame.

<p>J2P130L</p> 	<p>Headrest height adjustment (Self tension) Lumbar support height adjustment Armrest height / back-and-forth / left-right adjustment Seat depth adjustment Multi-locking (3 step adjustment) Tilting strength adjustment PVC</p> <hr/> <p>W650 * D610 * H1165</p>	<p>J2P130M</p> 	<p>Lumbar support height adjustment Armrest height / back-and-forth / left-right adjustment Seat depth adjustment Multi-locking (3 step adjustment) Tilting strength adjustment PVC</p> <hr/> <p>W650 * D585 * H995</p>
---	--	---	---

J2 WHITE / BLACK

Frame



Backrest / Seat - FABRIC



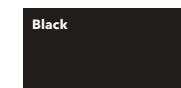
J1-201 J1-202 J1-203 J1-204 J1-206 J1-207



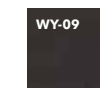
J1-201 J1-202 J1-203 J1-204 J1-206 J1-207

J2 LEATHER

Frame



Backrest / Seat - LEATHER



Black
PVC Leather







CLEAN PLASTIC COVER BACK

Highly elastic molded sponge employed on both the backrest and seat gives the body firm, stable support. It is a simple and clean design finished with a plastic cover.

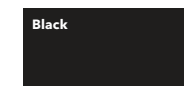
SPECIFICATION

* All specifications are made up of white and black frames.

<p>J27E110L</p>  <p>W626 * D586 * H1166</p>	<p>Headrest height adjustment (Self tension) Armrest height adjustment Synchronized tilting 1 step locking PP leg base</p>	<p>J27E110M</p>  <p>W626 * D557 * H993</p>	<p>Armrest height adjustment Synchronized tilting 1 step locking PP leg base</p>
<p>J27E210L</p>  <p>W627 * D586 * H1166</p>	<p>Headrest height adjustment (Self tension) Fixed armrest Synchronized tilting 1 step locking PP leg base</p>	<p>J27E210M</p>  <p>W627 * D557 * H993</p>	<p>Fixed armrest Synchronized tilting 1 step locking PP leg base</p>

J27 WHITE / BLACK

Frame



Backrest / Seat - FABRIC



J1-201 J1-202 J1-203 J1-204 J1-206 J1-207



J1-201 J1-202 J1-203 J1-204 J1-206 J1-207

S30 S35

The correct seating position and an organized space enhance the working experience. Even while sitting for long periods of time, the simple design and the porous, ventilated mesh of the back leaves one with a more comfortable experience.

NO FRAME TYPE MESH SEAT

With no front frame throughout and its open type structure, the user stays comfortable. This is because there are no areas of pressure on the thighs or the need to constantly change positions.



STRIPED MESH BACK BOARD (S30)

A two-tone striped mesh nicely vitalizes an environment visually and maximizes durability over long-term use.



FLEXIBLE LUMBAR SUPPORT

The lumbar support with a unique perforation pattern offsets pressure on the back and makes it possible for the user to control the height.

**LOOP TYPE DESIGN**

The flexible shape of the backrest and compact size make its practical design suitable in various spaces such as an office, a home etc.



SPECIFICATION

* All specifications are made up of white and black frames.

<p>S30G110L</p> 	<p>Headrest height adjustment (Self tension) Lumbar support height adjustment Armrest height adjustment Synchronized tilting Multi-locking (3 step adjustment) PA Nylon leg base</p>	<p>S30G110M</p> 	<p>Lumbar support height adjustment Armrest height adjustment Synchronized tilting Multi-locking (3 step adjustment) PA Nylon leg base</p>
	<p>.....</p> <p>W626 * D583 * H1116</p>		<p>.....</p> <p>W626 * D561 * H955</p>

<p>S30G210L</p> 	<p>Headrest height adjustment (Self tension) Lumbar support height adjustment Fixed armrest Synchronized tilting Multi-locking (3 step adjustment) PA Nylon leg base</p>	<p>S30G210M</p> 	<p>Lumbar support height adjustment Fixed armrest Synchronized tilting Multi-locking (3 step adjustment) PA Nylon leg base</p>
	<p>.....</p> <p>W627 * D583 * H1116</p>		<p>.....</p> <p>W627 * D561 * H955</p>

<p>S35G110L</p> 	<p>Headrest height adjustment (Self tension) Lumbar support height adjustment Armrest height adjustment Synchronized tilting Multi-locking (3 step adjustment) PP leg base</p>	<p>S35G110M</p> 	<p>Lumbar support height adjustment Armrest height adjustment Synchronized tilting Multi-locking (3 step adjustment) PP leg base</p>
	<p>.....</p> <p>W625 * D570 * H1115</p>		<p>.....</p> <p>W625 * D531 * H955</p>

<p>S35G210L</p> 	<p>Headrest height adjustment (Self tension) Lumbar support height adjustment Fixed armrest Synchronized tilting Multi-locking (3 step adjustment) PP leg base</p>	<p>S35G210M</p> 	<p>Lumbar support height adjustment Fixed armrest Synchronized tilting Multi-locking (3 step adjustment) PP leg base</p>
	<p>.....</p> <p>W625 * D570 * H1115</p>		<p>.....</p> <p>W625 * D531 * H955</p>

S30 & S35 WHITE / BLACK



Backrest / Seat - MESH / FABRIC

J1-101	J1-102	J1-103	J1-104	J1-106	J1-107
J1-201	J1-202	J1-203	J1-204	J1-206	J1-207
Black	Black	Black	Blue	Gray	Chocolate
J1-101	J1-102	J1-103	J1-104	J1-106	J1-107
J1-201	J1-202	J1-203	J1-204	J1-206	J1-207
Black	Black	Black	Blue	Gray	Chocolate



E1

The balance of useful features and beautiful designs makes a difference in everyday life. Enjoy a comfortable environment with selected materials and convenient features that provide comfort.

SYNCHRONIZED TILTING

Tilt with the back and seat moving at different angles. This feature provides optimal user comfort. Adjusting the strength and lock it to the desired tilt position.

**BACK MESH**

The mesh material applied to the back and left panels is extremely elastic and remains optimal for long periods of use.



SPECIFICATION

* All specifications are made up of white and black frames.



E1M110



T-type fixed armrest
Multi-locking (3 step adjustment)
Tilting strength adjustment

W627 * D590 * H910

E1G110



T-type fixed armrest
Multi-locking (4 step adjustment)
Tilting strength adjustment

W627 * D590 * H910

E1E110



T-type fixed armrest
1step locking
Tilting strength adjustment

W627 * D590 * H840

E1E210



Frame-type fixed armrest
1step locking
Tilting strength adjustment

W607 * D590 * H875

E1A110



Frame-type fixed armrest

W607 * D590 * H975

E1C100




Plastic armpad
Cantilever type (Steel frame)

W605 * D580 * H915

E1 WHITE / BLACK

Frame



Backrest - MESH



AIA-Gray



AIA-Black

Seat - FABRIC



Black Wine Leaf Ocean Olive



Black Wine Leaf Ocean Olive

U15

This helps to create an atmosphere of active and more productive communication. New ideas start in a casual place that consists of cheerful colors, simple designs, flexibility of tension, etc.


FOLDING SEAT

The folding function is for the seat to fold vertically and allow the chairs to be stacked easily to best utilize and manage space.



TORSION BAR

The tilting function uses a torsion bar to move the seat back when the user leans back.





TWISTING BACKREST

The entire backrest can twist to the left or the right sides when the body is leaned into one side or the other. The backrest flexes with the user's movements.

SPECIFICATION

* All specifications are made up of white and black frames.

U15F100C



Plastic armrest
Seat folding
Horizontal stacking
Torsion tilting back
Castor

W605 * D520 * H854

U15F400C



Seat folding
Horizontal stacking
Torsion tilting back
Castor

W520 * D520 * H854

U15F100V



Plastic armrest
Seat folding
Horizontal stacking
Torsion tilting back
Front-castor, Back- glider

W605 * D520 * H854

U15F400V



Seat folding
Horizontal stacking
Torsion tilting back
Front-castor, Back- glider

W520 * D520 * H854

U15 WHITE / BLACK

Frame

White	Silver
	Steel Leg
Black	Silver
	Steel Leg

Backrest / Seat - MESH / FABRIC

U15-101	U15-103	U15-104	U15-106	U15-107
U15-201	U15-203	U15-204	U15-206	U15-207
Black	Green	Blue	Gray	Camel
U15-101	U15-103	U15-104	U15-106	U15-107
U15-201	U15-203	U15-204	U15-206	U15-207
Black	Green	Blue	Gray	Camel

U40

Through its sheer simplicity of design, this model can be used in a multitude of settings such as meeting rooms, seminar halls, library study areas, etc. Tilting is controlled by means of the user's gentle movement. Moreover, in the interests of conserving space, it is possible to stack these chairs horizontally.

AUTO TILTING

The tilting function is achieved with a torsion bar in the backrest that is incorporated in an ergonomic line and provides ideal seating.



DETACHABLE BACK FABRIC

The back cover is easily attached and detached. Various colors of fabric covers are available to suit one's taste or the atmosphere of the workspace.



FOLDING

These chairs are easily folded and can be horizontally stacked. They are designed to keep their interlocking, compact storage. This makes for ease of moving and storage. This design's simple structure and method of storage is excellent for space utilization and is practical for use in multifunctional spaces.









COMPACT DESIGN

The sensuous design of the backrest shell fits harmoniously in a wide assortment of environments. The backrest as well as the armrests' solid design and generally emphasized fluid curves, gives solid overall body support and a generally comfortable sitting position.



SPECIFICATION

* All specifications are made up of white and black frames.

<p>U40F100C</p>  <p>W595 * D545 * H854</p>	<p>Plastic armrest Seat folding Horizontal stacking Torsion tilting back Castor</p>	<p>U40F100CP</p>  <p>W595 * D546 * H860</p>	<p>Back fabric (Cover type) Plastic armrest Seat folding Horizontal stacking Torsion tilting back Castor</p>
<p>U40F100V</p>  <p>W595 * D545 * H854</p>	<p>Plastic armrest Seat folding Horizontal stacking Torsion tilting back Front-castor, Back- glider</p>	<p>U40F100VP</p>  <p>W595 * D546 * H860</p>	<p>Back fabric (Cover type) Plastic armrest Seat folding Horizontal stacking Torsion tilting back Front-castor, Back- glider</p>
<p>U40F100G</p>  <p>W595 * D545 * H854</p>	<p>Plastic armrest Seat folding Horizontal stacking Torsion tilting back Glider</p>	<p>U40F100GP</p>  <p>W595 * D546 * H860</p>	<p>Back fabric (Cover type) Plastic armrest Seat folding Horizontal stacking Torsion tilting back Glider</p>

U40 WHITE / BLACK

Frame

White	Silver
Steel Leg	Steel Leg
Black	Silver
Steel Leg	Steel Leg

Backrest / Seat - FABRIC

S40-201	S40-202	S40-203	S40-204	S40-208	S40-209
Black	Red	Green	Blue	Orange	Dark Gray
S40-201	S40-202	S40-203	S40-204	S40-208	S40-209
Black	Red	Green	Blue	Orange	Dark Gray

U20

This chair, with its simple structure, cheerful color and flexible back creates an atmosphere of an active space. Its ease of use and maintenance of comfortable positions make it practical almost anywhere.

FIXED ARMRESTS

The plastic armrests are set up in an ergonomic way and at an ergonomic angle so that anyone will find the chair comfortable.



FOLDING SEAT

The folding function is for the seat to fold vertically and allow the chairs to be stacked easily to best utilize and manage space.











TILTING BACK

The back board tilts back together with the user. The tilting back board presents a comfortable and easy going experience.

SPECIFICATION

* All specifications are made up of white and black frames.

<p>U20F100C</p>  <p>Plastic armrest Seat folding Horizontal stacking</p> <p>W602 * D530 * H840</p>	<p>U20F100V</p>  <p>Plastic armrest Seat folding Horizontal stacking</p> <p>W602 * D530 * H840</p>
<p>U20F100G</p>  <p>Plastic armrest Seat folding Horizontal stacking</p> <p>W602 * D530 * H840</p>	<p>U20F400C</p>  <p>Seat folding Horizontal stacking</p> <p>W530 * D530 * H840</p>
<p>U20F400V</p>  <p>Seat folding Horizontal stacking</p> <p>W530 * D530 * H840</p>	<p>U20F400G</p>  <p>Seat folding Horizontal stacking</p> <p>W530 * D530 * H840</p>

U20 WHITE / BLACK

Frame

White	White
Black	Silver
	Steel Leg

Backrest / Seat - MESH / FABRIC

J1-101	J1-102	J1-103	J1-104	J1-106	J1-107	J1-108
J1-201	J1-202	J1-203	J1-204	J1-206	J1-207	J1-208
Black	Red	Green	Blue	Gray	Chocolate	Orange
J1-101	J1-102	J1-103	J1-104	J1-106	J1-107	J1-108
J1-201	J1-202	J1-203	J1-204	J1-206	J1-207	J1-208
Black	Red	Green	Blue	Gray	Chocolate	Orange

JCON

Simple design enables extensive use in a space with diverse purposes. The cozy back of a touchy two-tone color makes the space feel better.

SPECIFICATION

JCONC100

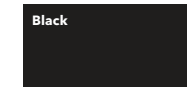
Plastic armpad
Cantilever
Glider



W592 * D591 * H868

JCON WHITE / BLACK

Frame



Backrest / Seat - FABRIC



Black Red Green Blue Gray Chocolate



Black Red Green Blue Gray Chocolate

TWO-TONE COLOR BACK

Use two-tone color on the back of a double structure to create a sensual meeting space with a distinctive color.



ARMREST PAD

Apply a plastic pad over the steel frame to provide the user-friendly comfort.



FIXED LEG HOOF

Place plastic leg hoof to prevent friction with the floor.



F.A.T10

Intuitive folding system and can be configured and responded to in various situations effectively. Mobile devices, tools etc. can be used conveniently.

FRONT OPENING TYPE DUCT

Built in Multi tab, Easy to use IT Device.



INCLINED LEGS

Clean inclined legs realize simple design and harmonize with any place.



FOLDING SYSTEM

Its WIRE structure makes it easy to fold and store. This makes it possible for the tables to be stacked horizontally. It is very convenient to move and extremely simple to store them. So the tables' excellent space utilization and pragmatic design can multipurpose any room.





Table
FAT007APD / FAT015APD

Chair
U40F100C

HORIZONTAL STACKING

The top plate folds up easily, possible to nesting. Perfect space efficiency and easy moving and keeping.

**BAG HANGER**

There are hooks on both sides for easy mounting of the bag.

**LOWER COVER PANEL**

The two-tone lower cover panel protects your privacy and keep space clean.

TWO OPTIONS OF EDGE

Clean and simple design of normal ABS edge, comfortable feeling of soft urethane edge, two options for edge style.

FEATURES

IT DEVICE HOLDER

To conserve and best utilize space, this holder can be used with most electronic devices in a user-friendly, convenient manner.



WIRE MANAGEMENT

Easy to handle Wire without any damage.



SLIDING DRAWER

Easy storage, Foldable sliding drawer



SEATING

U15F100C

W605 * D520 * H854

Plastic armrest
Seat folding
Horizontal stacking
Torsion tilting back
Castor



U15F400C

W520 * D520 * H854

Seat folding
Horizontal stacking
Torsion tilting back
Castor



U40F100C

W595 * D545 * H854

Plastic armrest
Seat folding
Horizontal stacking
Torsion tilting back
Castor



U40F100CP

W595 * D546 * H860

Back fabric (Cover type)
Plastic armrest
Seat folding
Horizontal stacking
Torsion tilting back
Castor



U20F100C

W602 * D530 * H840

Plastic armrest
Seat folding
Horizontal stacking



U20F400C

W530 * D530 * H840

Seat folding
Horizontal stacking



SPECIFICATION

FAT007A

W720 * D540 * H720
ABS edge

FAT007U

W720 * D540 * H720
Urethan edge

FAT015A

W1500 * D540 * H720
ABS edge

FAT015U

W1500 * D540 * H720
Urethan edge

FAT007AD

W720 * D540 * H720
ABS edge
Drawer

FAT007UD

W720 * D540 * H720
Urethan edge
Drawer

FAT015AD

W1500 * D540 * H720
ABS edge
Drawer

FAT015UD

W1500 * D540 * H720
Urethan edge
Drawer



FAA0001

Socket stand
Only for folding table-
Two person

FAA0000A

IT stand for ABS edge

FAA0000U

IT stand for urethan edge



FAT007AP

W720 * D540 * H720
ABS edge
Screen board

FAT007UP

W720 * D540 * H720
Urethan edge
Screen board

FAT015AP

W1500 * D540 * H720
ABS edge
Screen board

FAT015UP

W1500 * D540 * H720
Urethan edge
Screen board

FAT007APD

W720 * D540 * H720
ABS edge
Screen board
Drawer

FAT007UPD

W720 * D540 * H720
Urethan edge
Screen board
Drawer

FAT015APD

W1500 * D540 * H720
ABS edge
Screen board
Drawer

FAT015UPD

W1500 * D540 * H720
Urethan edge
Screen board
Drawer



FAT0007F

Screen board for one person

FAT0015F


Screen board for two person



Table



Frame



M-TABLET

M-TABLET is good to use in various places such as office, university, lecture hall. Emphasizes easy to use design for digital devices, also can be organized for various anywhere in the room.

HORIZONTAL STACKING

The top plate folds up easily, possible to nesting. Perfect space efficiency and easy moving and keeping.



EXTENDED TOP SIZE

Enough desk top, easy to read books, use laptop and place personal belongings on it.

Size - W420 * D300



U40F200C / FAT015UPD





SINGLE TOUCH FOLDING SYSTEM

Realize direct operation way by one touch folding way, quick arrangement for various situation. It's possible to fold by only one action, any body can arrange readily.

SPECIFICATION

* Unable to add the single M-Tablet on standard U15, U40 chair frame
 * IT stand, Cup holder can be purchased separately

U15F200C



Castor
 Without IT stand
 Without cup holder

U40F200C



Castor
 Without IT stand
 Without cup holder

U40F200CP



Castor
 Back fabric (Cover type)
 Without IT stand
 Without cup holder

U15 BLACK / WHITE

Frame



STEEL LEG

Backrest (MESH)



U40 BLACK / WHITE

Frame



STEEL LEG

Backrest (FABRIC) / Seat (FABRIC)



IT DEVICE HOLDER

To conserve and best utilize space, this holder can be used with most electronic devices in a user-friendly, convenient manner.

Option - P6148



CUP HOLDER


Separated cup holder on the side of tablet, easy to keep drink, makes working space clean

Option - P6150



M - TABLET

Table



Frame



I like to spend time on a Bestuhl chair.

While sitting comfortably, I realize the possibility ideas
and the possibility of their realization.

I am immersed in the purpose of achieving successful results.

Anytime you work for Bestuhl, you are surrounded by this ethic

Again, once more, I will write their greatest story.

be the best, **bestuhl**



HEAD OFFICE

105, Seongseo-ro, Dalseo-gu,
Daegu, Republic of Korea
T 82 53 581 3383

**SEOUL DESIGN /
SALE OFFICE**

3, Saimdang-ro 10-gil, Seocho-gu,
Seoul, Republic of Korea
T 82 2 575 9575

Created for new change,
Developed for new experiences.